

Seasonal Assessment – Autumn 2021

The following represents a provisional assessment of the weather experienced across the UK during Autumn 2021 (September, October and November) and how it compares with the 1981 to 2010 average.

The autumn was warmer than average, with mean temperatures more than 1.5 °C above normal over parts of Scotland, northern England and Northern Ireland but only around a degree above average in southern and south-eastern counties of England. There were few cold days, and each individual month was warmer than average, though the latter part of November did bring a spell of colder weather. It was provisionally the third warmest autumn for the UK in a series from 1884. Most areas had a rather dry autumn, despite October being rather wet, with November being much drier than average in southern areas of the UK. Sunshine was above average for eastern England, though some northern and western areas had a dull autumn.

Most of September was warmer than average, especially around the 6th-7th, but it turned markedly colder from the 27th. The monthly mean temperature was 2.1 °C above average, making it provisionally the second warmest September in a series from 1884 (only 2006 was warmer). October started on the cool side, but again temperatures were above normal for most of the month, giving a monthly mean figure 1.4 °C above average. November was mild also, though colder at the end, with a figure of 0.8 °C above average.

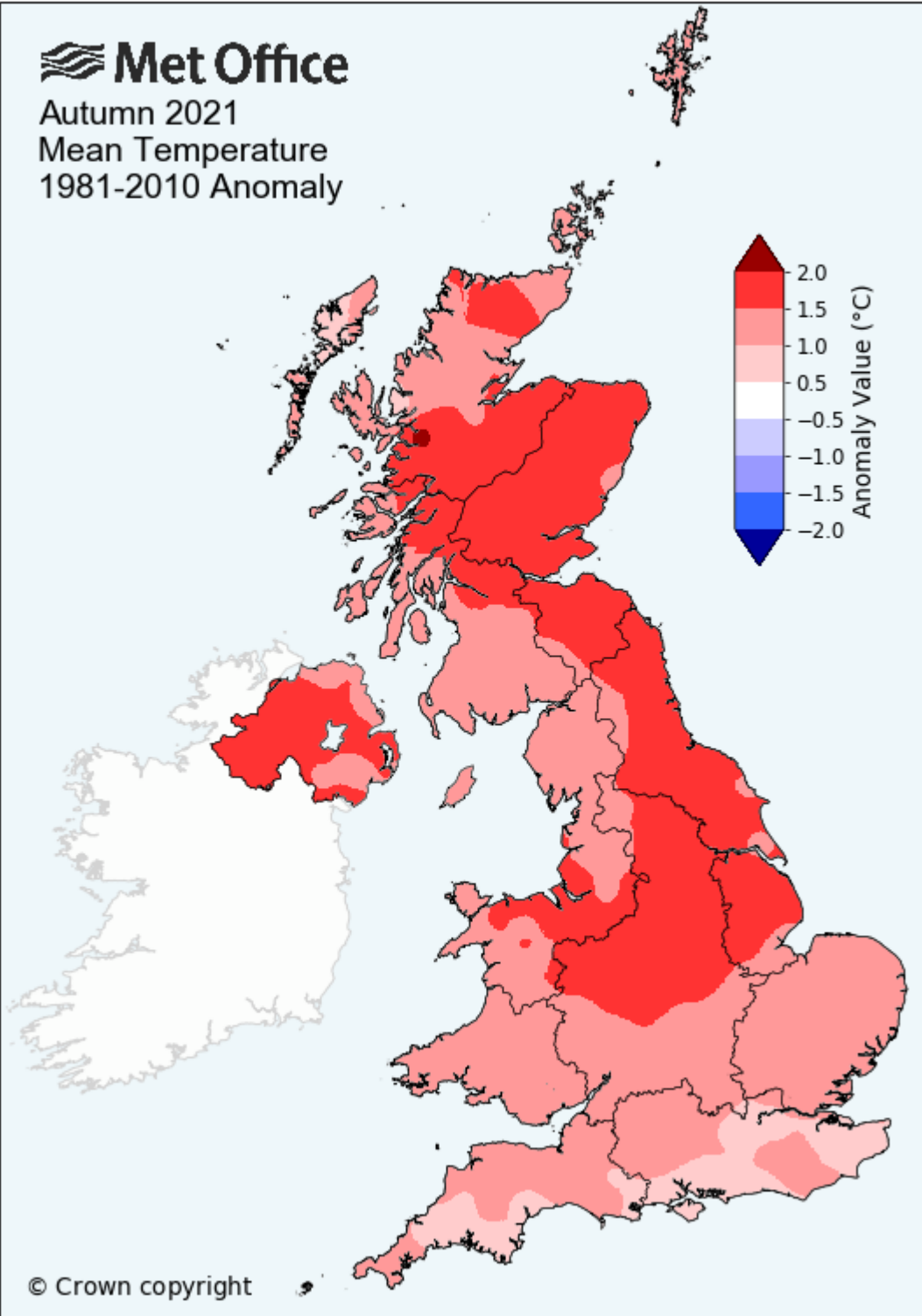
September rainfall totals were below average in many areas, with only a few places exceeding their long-term average. October was wetter than average nearly everywhere, especially southern Scotland, Cumbria, and much of southern England. November was a much drier month, especially in southern areas. The UK had 82% of normal rainfall in September, 128% in October, and 63% in November.

September sunshine totals were below average in many western areas, and slightly above average further east. October was a dull month in most areas, but nearer average in parts of England and Northern Ireland. November was reasonably sunny in many areas, but duller on the western side. The UK sunshine figures were 96% of normal in September, 87% in October, and 101% in November.

UK statistical summary		
Mean temperature	Rainfall	Sunshine
The provisional mean value is 10.9 °C, which is 1.4 °C above the 1981-2010 average.	The provisional total is 316 mm, which is 93% of the 1981-2010 average.	The provisional total is 258 hours, which is 94% of the 1981-2010 average.

 **Met Office**

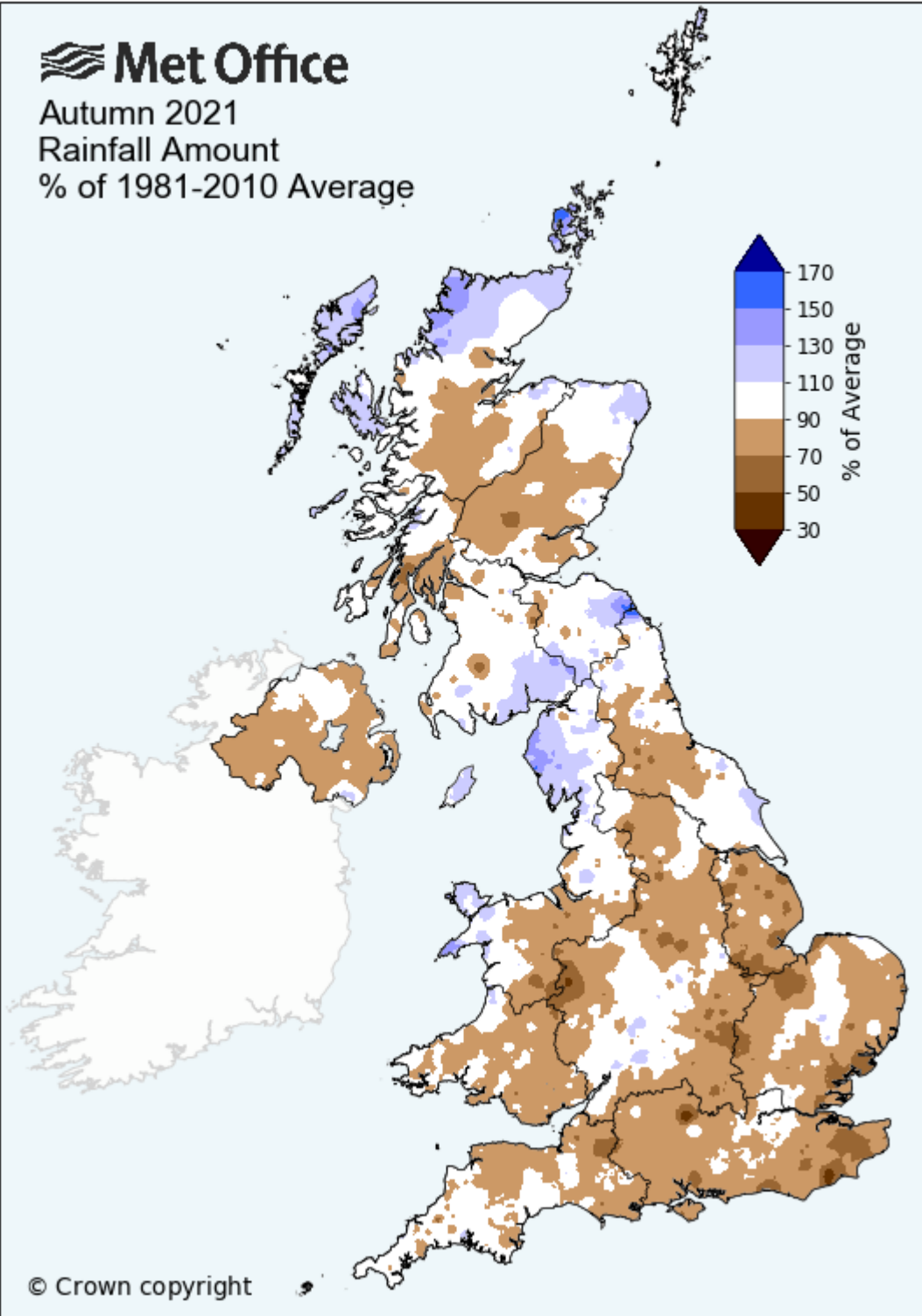
Autumn 2021
Mean Temperature
1981-2010 Anomaly



© Crown copyright

 **Met Office**

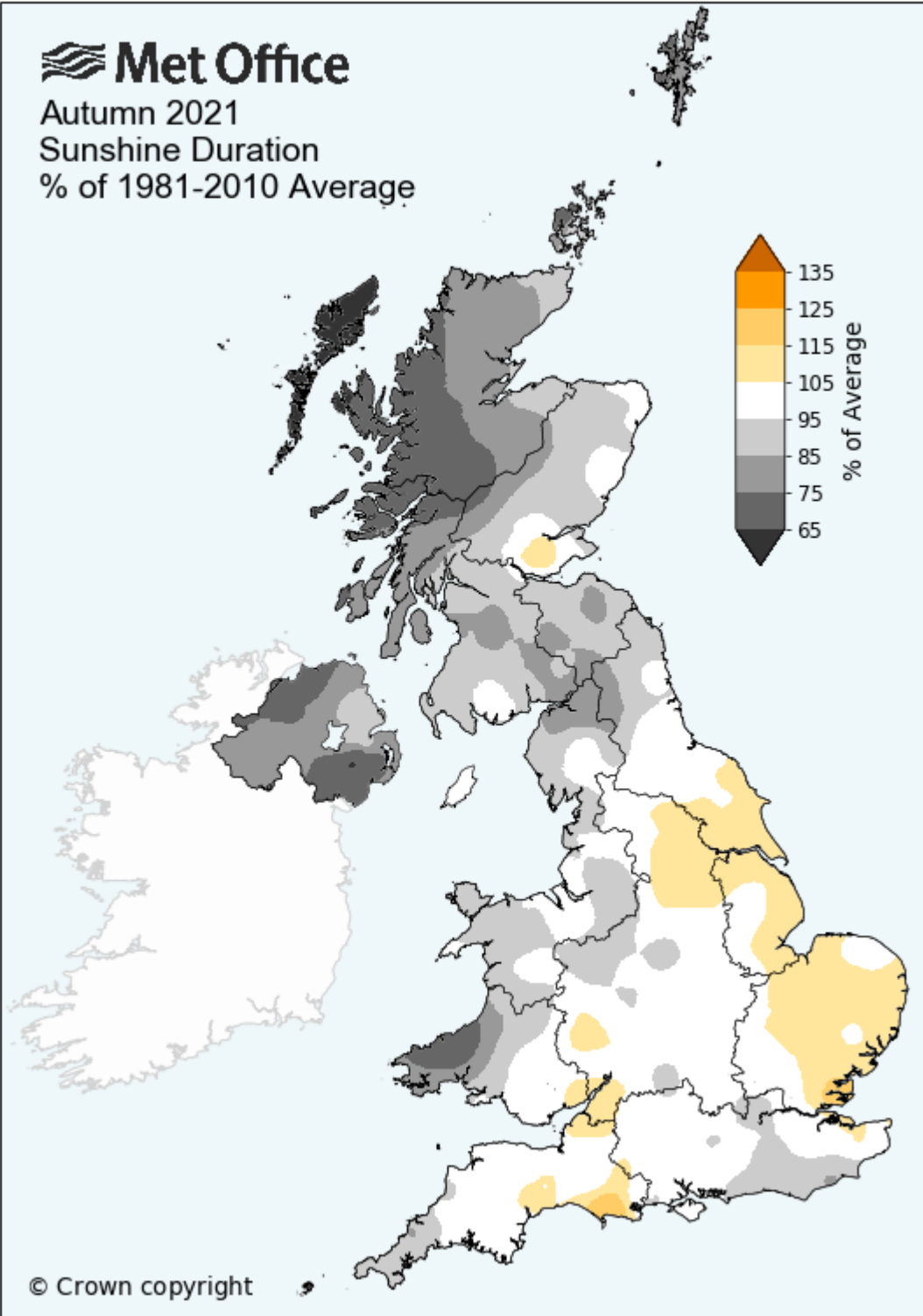
Autumn 2021
Rainfall Amount
% of 1981-2010 Average



© Crown copyright

 **Met Office**

Autumn 2021
Sunshine Duration
% of 1981-2010 Average



© Crown copyright

